

Our sparks made these at our bring a parent Christmas party and it was a huge success. They looked great and the parents loved them.

Snowman Cookie Jar

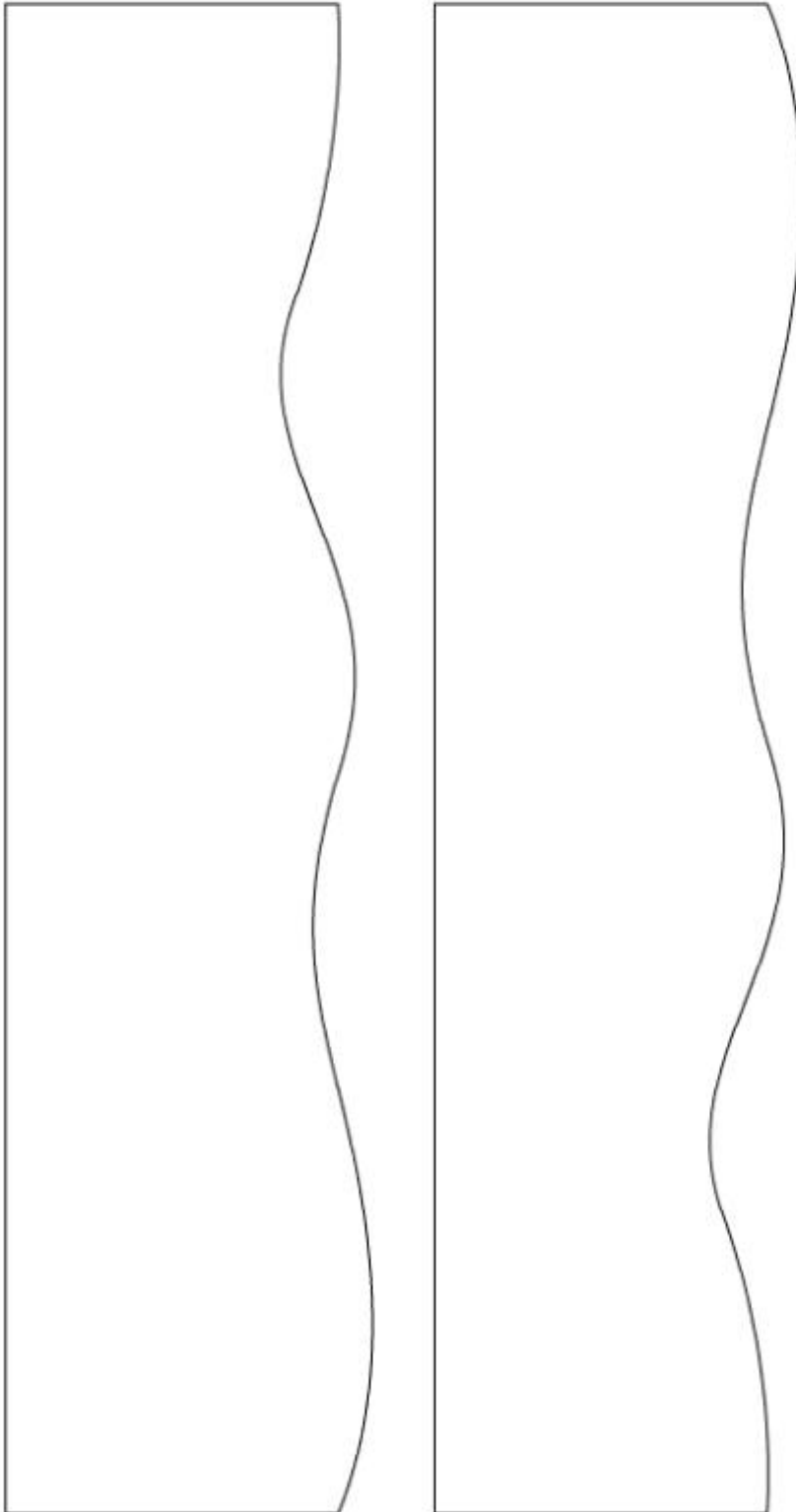
- 1 empty coffee can with lid
- 1 large sheet of light blue craft foam
- 1 sheet each of red, orange and dark blue card stock
- 2 sheets of white card stock
- 1 sheet of yellow card stock (thin enough to go through your printer)
- 12 inch length of gold decorative string
- Craft glue gun
- Safety scissors
- Cellophane tape
- Your favourite cookie recipe
- Plastic sandwich bags

HOW TO DO IT

- **Cut a piece of light blue craft foam to measure 16 ½ inches by 8 ¼ inches. Wrap it around the outside of the coffee canister and secure with a craft glue gun.**
- **Use the Snowy Hills template to cut two pieces of white card stock. Wrap them around the bottom of the canister and secure with a craft glue gun.**
- **Print out the snowman template.**
- **Cut out the snowman from the template using the appropriate colors of card stock.**
- **Glue the snowman to the canister.**
- **Use a red permanent marker to write “Cookies” on the white craft foam snow strip.**

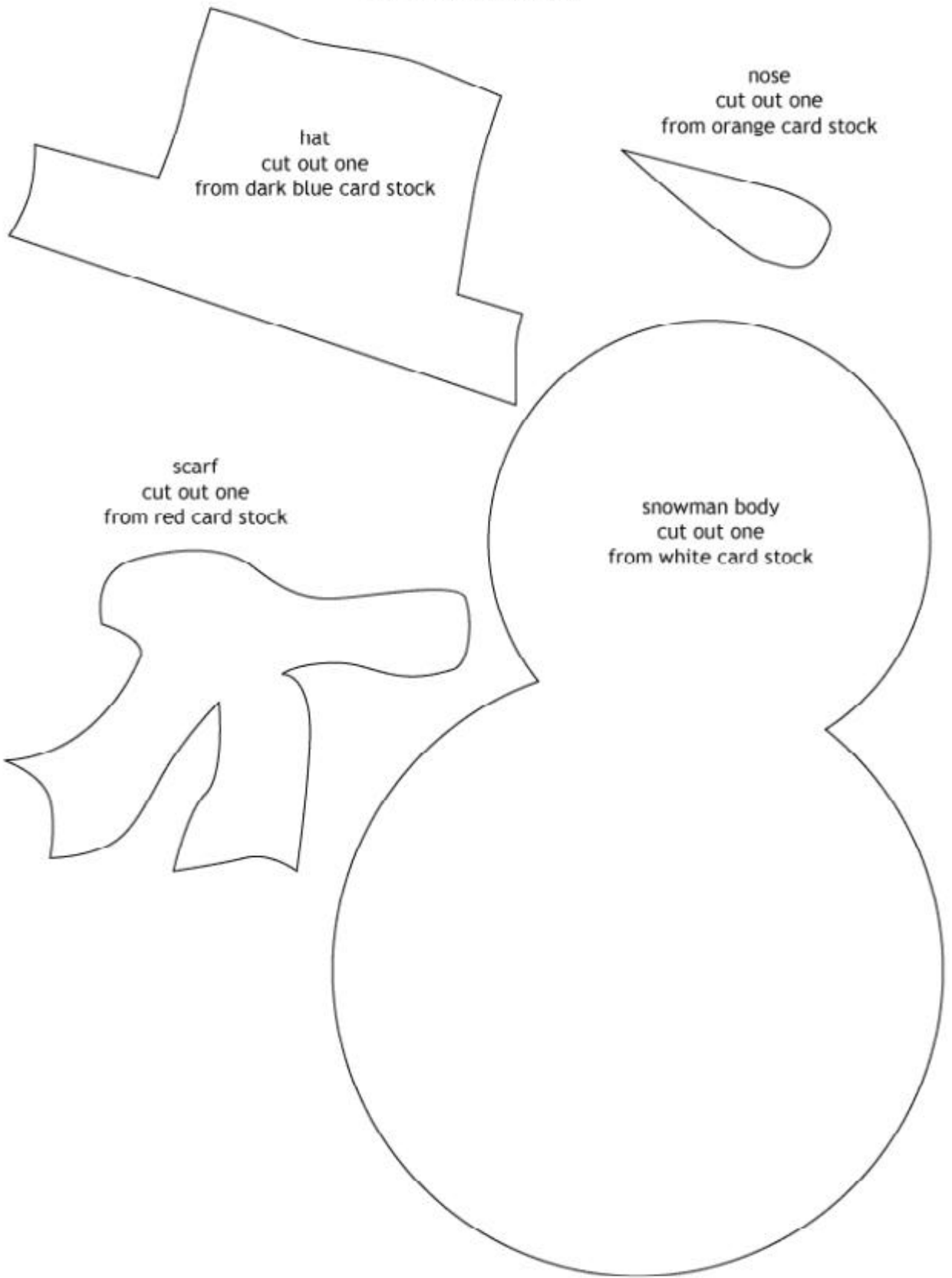
*Julie Dunajtschik
5th St. Albert Sparks*

Snowy Hills Template



"snowy hills"
cut out each one
from white card stock
& connect ends around
cookie jar

Snowman Template




This can also be done for valentines day. Just use these templates. With Pink red or white craft foam


- **Print out the templates.**
- **Cut a piece of red 2 mm craft foam to measure 18.5 inches wide by 6.5 inches high. Cut a second piece to measure 1.5 inches wide by 6.5 inches high.**
- **With a craft glue gun, glue the red craft foam pieces around the canister.**
- **Cut out different sized hearts from pink, red and white 2 mm craft foam.**
- **Glue pink and white hearts around the canister with a craft glue gun.**
- **Cut out the arrow pieces from 6 mm thick pink craft foam.**
- **Line up the arrow pieces on either side of the canister and secure with a craft glue gun.**
- **Glue red and white hearts to either side of Cupid's arrow.**

Cupid's Canister Hearts Template


hearts for arrow
cut each one out of
red craft foam



hearts for arrow
cut one out of
white craft foam



hearts for canister
cut a few of each one out of
pink and white craft foam



Cupid's Canister Arrow Template

arrow
cut each one out of
thick pink craft foam

